

What do I set as the orientation in Quick Roof?

For Quick Roof projects, you have to directly set the orientation rather than it being calculated based on the satellite map. This is done in degrees from south, going clockwise.


For example:

- **South:**

0° from south

Orientation

 ° from south
Enter a value between -180 and 180




- **South-east:**

-45° from south

Orientation

 ° from south
Enter a value between -180 and 180




- **South-west:**

45° from south

Orientation

 ° from south
Enter a value between -180 and 180



Navigate to the [performance task](#) and the roofs tab (click edit inputs) to see the orientation diagrams shown above.

Revision #2

Created 10 November 2025 09:41:45 by Daisy

Updated 24 November 2025 10:45:47 by Daisy