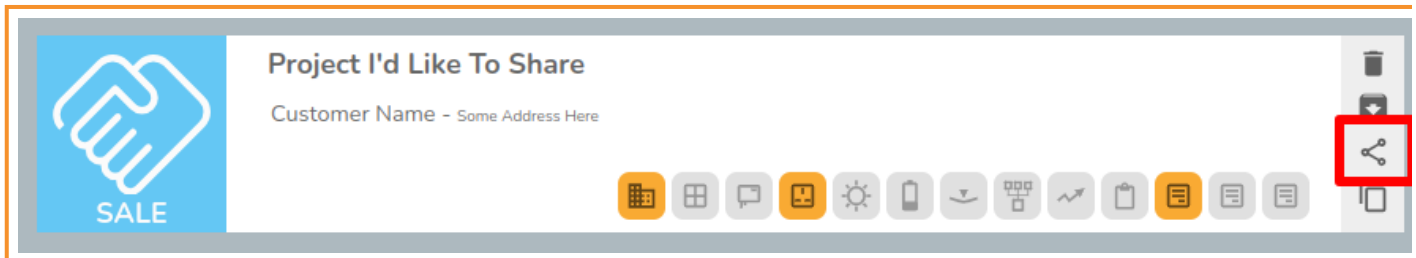


# Sharing projects and components

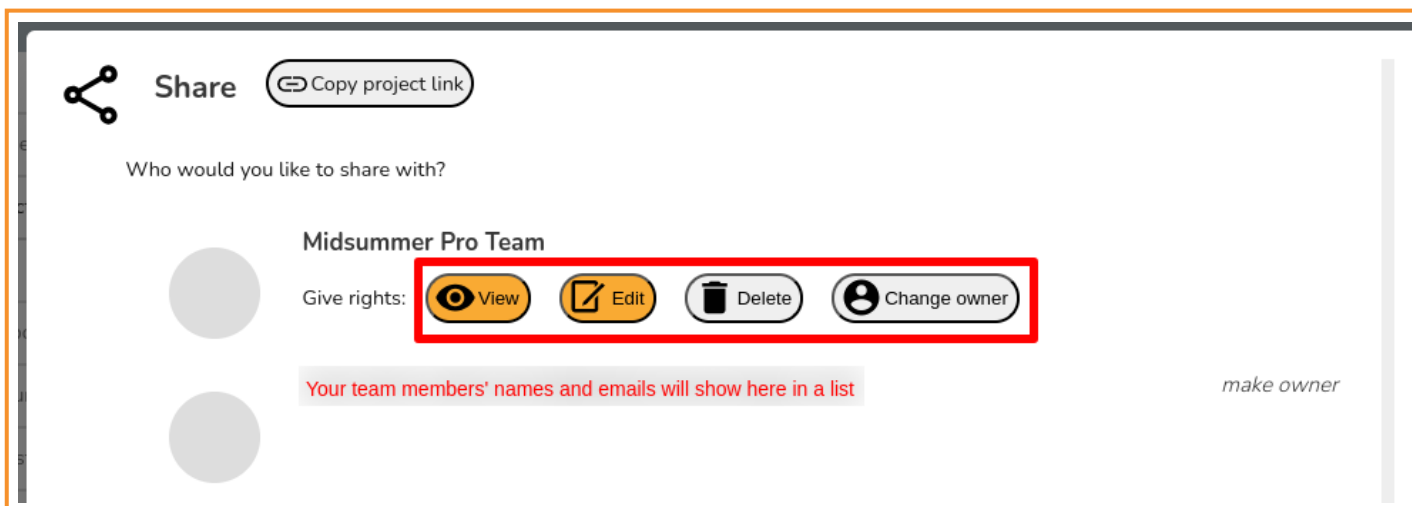
- [Can I share projects with other people in my team?](#)
- [Can I get my project to share with my team by default?](#)

# Can I share projects with other people in my team?


Yes! In order to share a project you've created with your team, firstly navigate to the Projects list, and find the project you want to share. Then, find the little "share" button on the right-hand side.



You should be greeted with the a menu that gives you a list of your team members, and some options for permissions. You can select the permissions you'd like to give to your team using the buttons at the top - view, edit, delete. Alternatively, you can give another member of the team ownership of the project.



Then, once you're done, make sure you click "save" at the bottom of the menu screen.



Once you've done that, it should be shared with the rest of your team!

# Can I get my project to share with my team by default?

Yes, you can set this up in **My Account** > **Preferences** by toggling on the sharing permissions you would like to be enabled by default.